



Centre for Professional
Development

Leaders in dental professional development

PROGRAM GUIDE

MARCH
2025



The specialists in backing Australian practices for over 30 years.

Our team of finance specialists are the trusted partners of practices all around the country, understanding your profession and providing personalised solutions.

So, whether you're buying a property, expanding your business, need help managing money or you're just starting out, there's a specialist waiting to help.

Visit boqspecialist.com.au to find out more or speak to your dedicated finance specialist on 1300 160 160.



 **BOQ Specialist**

BOQ Specialist – a division of Bank of Queensland Limited ABN 32 009 656 740
AFSL and Australian Credit Licence no. 244616 ("BOQ Specialist").

BOQ
SPECIALIST

Welcome

ADA NSW Centre for Professional Development is pleased to welcome you all to 2025 – a year of expansion, excitement and exemplary education.

The team at ADA NSW have been hard at work developing new courses with our talented pool of speakers and new training spaces (with the support of our corporate partner Henry Schein), as well as investing in the future of our profession by adopting new tools, such as a Learning Management System, to better support the learning journeys of members and the wider dental community.

You'll see both familiar and refreshed courses alongside new offerings as we rush headlong into the final months of the 2022-2025 CPD cycle.

Claire Schifter | CPD Manager

The ADA NSW Centre for Professional Development Team



Claire Schifter
CPD Manager



Allison Herbert
Event Manager



Adrian Smith
AV Manager



Queenie Chen
Clinical Coordinator



Jeralyn Sapilan
Clinical Coordinator



Gitti Zachmann
Clinical Assistant



Maria Martinez
Clinical Assistant



Xinyuan Chai
Administration
Officer



Suzy Sarafian
Course and Catering
Coordinator



Tara Moran
Course and Catering
Assistant

Contents

GENERAL DISCIPLINES	7
Infection Prevention and Control - Still Achieving Best Practice	8
Introduction to Dental Assisting	10
Management of Medical Emergencies in the Dental Practice	12
Multidisciplinary Management of TMD	14
Nitrous Oxide and Oral Sedation	16
Four-Handed Dentistry for the Dental Team	18
The Microscope for the General Practitioner: Parts 1 & 2	20
Botulinum Toxin and Intraoral Dermal Fillers – Therapeutic Uses	22

RESTORATIVE	25
Simple Posterior Composite Restorations	26
All-Ceramic Crowns and Veneers in Aesthetic Practice	28
Treatment Planning for the Complex Case	30
Correct Bonding and Cementation Workshop	32
Porcelain Veneers – A Comprehensive Guide	34
Restore My First Implant	36
Fundamentals of Tooth Prosthodontics	38
Improving Dental Crowns	40

SPECIALTIES	43
Surgical Extractions for the General Dentist	44
The Oral Surgery Continuum	46
Surgical Skills for Implant Dentistry	48
Oral Surgery Essentials	50
Minimally Invasive Dental Extractions and Crown Lengthening Surgery	52
Advanced Contemporary Endodontics	54
Back to Basics: From Start to Endo (Part 1 & Part 2)	56
The Calcified Canal Course!	58
Finding MB2	60
Endodontic Challenges: From theory to techniques	62
Practical Endodontics Workshop	64
Paediatric and Special Needs Dentistry: The overlap	66
Update on Prescribing in Paediatrics	68

BUSINESS MANAGEMENT	71
Dental Records, Consent and Complaint Management	72
Mastering Your Practice Exit Strategy	74
Mastering Dental Front Office Excellence	76
Primespeak Seminar	78
Communicating for Success	80
Defining the Margins – Team Boundaries	82
Reversing the Drill - Improving Culture	84
Calendar Summary	86
Important Information and Terms and Conditions	88
How to register	90



EMPOWERING AND
SUPPORTING DENTISTS
SINCE 1928

Dr Tom Giblin,
Member since 2004

By your side at each stage of your career

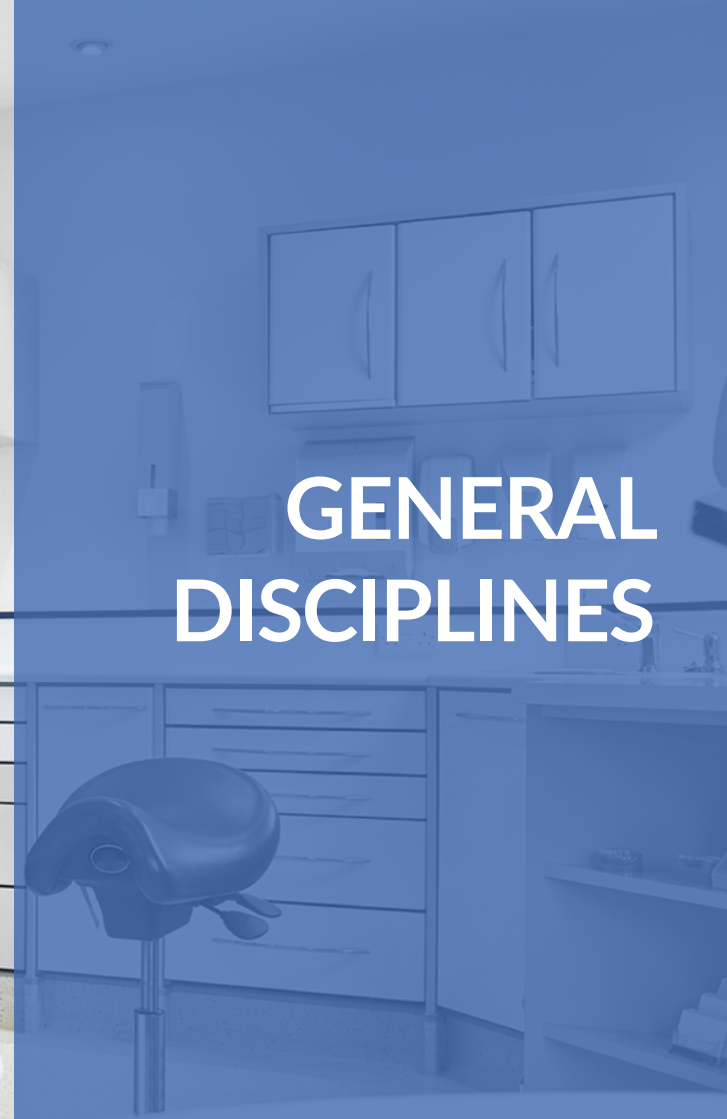
“To be an ADA NSW member is being part of a community or family. They are obviously there to advocate for us and our patients, but they also exist to make dentist's lives better through education and support, especially in the tough times.”



Find out more
Visit adansw.com.au
or call 02 8436 9900



GENERAL DISCIPLINES





Infection Prevention and Control - Still Achieving Best Practice

The premier source of contemporary infection prevention and control (IPC) information

Presented by Kylie Robb MHSM, GradCert InfecPrev&Cont, CICIP-A, MAICD, FACIPC



COURSE SUMMARY

This is a comprehensive, fun and interactive course that distils vast amounts of important and dynamic information into sensible and manageable risk-based concepts. This course constantly evolves and has supported thousands of dental practices across Australia to confidently navigate IPC best practice moving forward.

Now updated to reflect AS 5369:2023 and the ADA's Guidelines for Infection Prevention and Control v5, this course is for dental practitioners, dental practice team members, and industry and/or

product representatives who require infection prevention and control (IPC) education that is specifically about the practice of dentistry in Australia.

LEARNING OBJECTIVES

- Understand the Australian professional, legal, and regulatory requirements for IPC
- See how various business models in dentistry impact the strategic direction of IPC program objectives

- Gain awareness of contemporary tools, documents, and resources to support practitioner self-reflection and good infection control
- Learn about relevant risk management frameworks applicable to a dental setting
- Understand the conditions that foster the spread of infectious disease and learn how to 'Break the Chain'
- Understand Standard and Transmission Based Precautions and when and how to apply
- Gain confidence for applying the 5 Moments for Hand Hygiene in a dental setting
- Managing different zones throughout the practice
- Reflect on your approach and identify quality improvement opportunities for RMD management
- Understand key terminology for DUWLs and how this relates to action back at the practice.

6.5

CPD HOURS



LECTURE



Dentist, OHT, Hygienist, Dental Team



Wednesday 28 May



9:00am – 4:30pm



ADA NSW Centre for Professional Development,
St Leonards



ADA Member	\$540
Non-Member	\$729
Recent Grad	\$432
Hygienist/OHT	\$540
Student	\$432
Dental Team	\$432

Introduction to Dental Assisting

Basics for a new dental assistant

Presented by Cathy Shiel, Lynette Shaw



COURSE SUMMARY

This course is designed to provide new dental assistants with the fundamental knowledge and hands-on skills necessary to excel in their role. Focusing on essential chairside duties, it offers practical training to enhance organisation, improve efficiency, and build confidence in daily dental assisting tasks.

Participants will have the opportunity to work with chairside manikins, practicing key activities such as surgery preparation, patient greeting, assisting the dentist, suction techniques,

moisture control, surgery changeover, and ergonomics. These hands-on exercises are critical for gaining real-world experience and mastering the skills required to assist during dental procedures.

In addition, the course emphasises the importance of infection control, hand hygiene, and the proper management of contamination zones. Basic training on processing reusable instruments and equipment will also be covered to ensure all safety and cleanliness standards are met.

TOPICS INCLUDE:

- Effective communication with moisture management techniques
- Correct ergonomics and positioning for dental procedures

LEARNING OBJECTIVES:

- Understand the importance of first impression communication with patients
- Understand and identify the importance of basic infection control prevention in dentistry
- Experience chairside skills required to assist the clinician during dental procedures


- Understand hand hygiene and PPE importance
- Practice these skills with chairside manikins
- Identify the importance for a correct surgery changeover/setup


With limited seats for personalised attention, this course offers new dental assistants the opportunity to build a solid foundation of skills for a successful career in dental assisting.


6.5
CPD HOURS



HANDS-ON

 Dental Team

 Thursday 12 June 2025

 9:00am – 4:30pm

 ADA NSW Centre for Professional Development, St Leonards

 Dental Team \$325



Management of Medical Emergencies in the Dental Practice

Medical emergencies do happen in dentistry - are you prepared?

Presented by Dr John Fahey, Cynergex Group



COURSE SUMMARY

This hands-on course is designed to provide dental practitioners and their support staff with the critical skills needed to manage medical emergencies effectively within the dental practice. Leading to certification in Advanced Life Support (ALS), the course simplifies emergency response procedures with an easy-to-follow algorithm, ensuring the dental team is prepared to respond quickly and accurately to life-threatening conditions.

Participants will gain comprehensive knowledge of the most common medical emergencies encountered in dental settings, learn to recognise signs of distress and perform rapid assessments to lead the team in providing immediate

care. The course covers essential topics such as CPR, advanced resuscitation techniques, and the use of airway management devices. It also includes practical training in using equipment such as supplementary oxygen, bag and mask ventilation, and Automated External Defibrillators (AEDs).

Additionally, participants will become proficient in administering emergency medications, including Aspirin, Adrenaline, Salbutamol, Glyceroltrinitrate, and Glucose, as well as utilising pulse oximetry for monitoring patient condition. Training also includes the proper use of dental emergency kits developed in consultation with dental professionals and health departments across Australia.

TOPICS INCLUDE:

- Team-based emergency response approach
- Latest scientific advancements in emergency care
- Assessing emergency conditions and patient status
- CPR and advanced resuscitation techniques
- Airway management and advanced airway devices
- Oxygen therapy and drug protocols for medical emergencies

Scenario-based exercises are used throughout the course to provide hands-on experience, with participants being assessed and certified upon successful completion. This course ensures that dental teams are confident, competent, and prepared to handle medical emergencies, giving both practitioners and staff the tools they need to provide optimal care in critical situations.

PROUDLY SPONSORED BY



6.5

CPD HOURS



HANDS ON



Dentist, OHT, Hygienist, Dental Team



Wednesday 14 May 2025



9:00am – 4:30pm



ADA NSW Centre for Professional Development,
St Leonards



ADA Member	\$690
Non-Member	\$930
Recent Grad	\$595
Hygienist/OHT	\$595
Dental Team	\$595

Multidisciplinary Management of TMD

Hands on course for dentists looking to maximise their results from managing TMD
Presented by Dr Rohan Krishnan, Dr Ellie Seckold, Associate Professor Catherine Meller



Implement best practice TMD management strategies

COURSE SUMMARY

Join this dynamic one-day course to gain a comprehensive understanding of the latest theories and treatments for Temporomandibular Disorder (TMD) from a multi-disciplinary perspective. Led by a team of expert professionals—including a dentist, facial physiotherapist, and ENT surgeon—this course provides a unique opportunity to explore both the medical and practical aspects of TMD management.

This interactive course will delve into the biopsychosocial model and the medical considerations necessary to provide person-centred care for TMD patients. Through live demonstrations, participants will learn contemporary

techniques for managing TMD, including botulinum toxin injections, muscular palpation, joint assessments, and soft tissue release for the temporomandibular joint (TMJ). You will also be introduced to basic exercise prescriptions for addressing jaw clicks and deviations.

The course covers the full spectrum of TMD management, starting with best practices for the first dentist appointment, including screening questionnaires and effective history-taking techniques. You'll also gain insights into occlusal splints—when and why to use specific types—along with practical suggestions for implementing them in your practice.

TOPICS INCLUDE:

- The link between upper airway restriction and TMD
- Injection strategies for successful Botox use in TMD
- Approaches to managing habitual daytime bruxism
- Evidence-based approaches to occlusal splints
- Diagnostic criteria for TMD and effective management strategies
- Building and facilitating a multidisciplinary team in clinical practice

LEARNING OBJECTIVES

- Understand the pathophysiology of upper airway obstruction and the development of TMD
- Recognise the evidence base behind treating TMD, and understand how to apply these principles in practice
- Understanding differential diagnosis and identification of sources of pain in TMD

Implement best practice TMD management strategies in the clinic, through breaking the silos that exist within various professions to achieve effective management of TMD.

6.5
CPD HOURS

HANDS-ON

Dentist

Wednesday 12 March 2025

9:00am – 4:30pm

ADA NSW Centre for Professional Development, St Leonards

ADA Member	\$895
Non-Member	\$1208
Recent Grad	\$716

Nitrous Oxide and Oral Sedation

Psychosedation, Oral Sedation and Nitrous Oxide

Presented by Dr Steven Parker



Administer anxiolytics effectively

COURSE SUMMARY

Many patients experience significant anxiety when it comes to dental treatment, leading some to delay or avoid care altogether. As a dentist, having the right tools and techniques to manage this anxiety is essential for providing a comfortable, stress-free experience for your patients. This course is designed to equip dental professionals with a variety of effective anxiety-relieving techniques, allowing you to offer alternatives that help patients relax and receive necessary treatment.

This hands-on course covers a range of sedation methods, including psychosedation, oral sedation, and

nitrous oxide-oxygen sedation. Participants will gain practical experience in administering nitrous oxide and will have the opportunity to feel the full effects of relative analgesia, ensuring you are confident in setting up and delivering this treatment.

TOPICS INCLUDE:

- Understanding the causes of fear and anxiety in dental patients
- Psychosedation techniques to reduce anxiety
- Review of Basic Life Support (BLS) for dental professionals
- Oral sedation: pharmacology, administration, and monitoring

- Nitrous oxide sedation: pharmacology, administration, and monitoring
- Indications, contraindications, and managing complications of sedation techniques

LEARNING OBJECTIVES:

- Identify the key causes of fear and anxiety in patients and learn effective management strategies
- Apply psychosedation techniques to ease patient anxiety
- Refresh your Basic Life Support (BLS) skills for patient safety
- Gain a solid understanding of oral and nitrous oxide sedation, including their pharmacodynamics, advantages, and risks

- Build confidence in safely administering oral sedation and nitrous oxide sedation

During practical sessions, participants will work in groups to master both slow and fast induction techniques for nitrous oxide-oxygen sedation. This course is open to registered dental professionals in Australia, ensuring a learning environment that prioritises safety and expertise. By the end, you'll be equipped with the knowledge and hands-on skills to provide your patients with a more relaxed and positive dental experience.

PROUDLY SPONSORED BY



6.5

CPD HOURS



HANDS-ON



Dentist, OHT, Hygienist



Thursday 18 September 2025
Thursday 23 October 2025



9:00am – 4:30pm



ADA NSW Centre for Professional Development,
St Leonards



ADA Member	\$990
Non-Member	\$1337
Recent Grad	\$792
Hygienist/OHT	\$990

Four-Handed Dentistry for the Dental Team

Working together as a team to deliver productive and efficient dental treatment
Presented by Cathy Shiel, Lynette Shaw



COURSE SUMMARY

This practical course is designed to help dental teams work more productively and efficiently by improving teamwork, posture, and stress management. Focusing on the concept of four-handed dentistry, the course provides dental assistants and practitioners with techniques to anticipate procedures, reduce fatigue, and enhance patient flow—all while ensuring a cohesive team dynamic.

Participants will learn the key elements of four-handed dentistry, including minimising unnecessary movements and improving anticipation of procedures, which helps the dentist stay focused solely on the treatment. The course

also emphasises proper positioning, instrument transfer techniques, and maintaining minimal body movements to boost productivity and ensure a smoother patient experience.

With a focus on ergonomics and efficiency, this course addresses how to reduce stress levels, prevent fatigue, and improve posture for all team members. By streamlining the workflow, this training helps dental teams provide better care while maintaining a comfortable and productive environment.

TOPICS INCLUDE:

- Occupational Health and Safety (OHS) in the dental practice

- Infection control and the use of Personal Protective Equipment (PPE)
- Benefits of four-handed dentistry and effective teamwork
- Correct positioning of the dentist and dental assistant (Transfer Zones)
- Efficient instrument transfer and positioning techniques
- Managing light, suction, and triplex positioning
- Rubber dam setup and full-mouth rinse techniques

LEARNING OBJECTIVES:

- Decrease stress and lessen fatigue through proper body movements and team coordination

- Increase productivity by optimising team roles and workflow
- Enhance patient comfort by maintaining a smooth, efficient procedure
- Master the four-handed technique, including instrument transfer and suction use
- Learn best practices for positioning and managing the clinical environment during treatments

This course will equip your dental team with the tools to enhance efficiency, improve team coordination, and reduce stress, ultimately leading to a better experience for both staff and patients.

6.0
CPD HOURS

HANDS-ON



Dentist, OHT, Hygienist, Dental Team



Thursday 1 May 2025



9:30am – 4:30pm



ADA NSW Centre for Professional Development,
St Leonards



ADA Member	\$495
Non-Member	\$688
Dental Team	\$295



The Microscope for the General Practitioner: Parts 1 & 2

Learn how the microscope can improve your practice

Presented by Dr Steven Cohn, Dr Tim McNulty, Dr Sabrina Manickam, Barbara Faulkner



Expand your microscope skills in all dental disciplines

COURSE SUMMARY

This two-part “hands on” course will discuss how the enhanced magnification and illumination provided by the dental operating microscope can be applied to almost all clinical situations. These include the diagnosis of caries, cracks and fractures, pit and fissure restorations, all stages of cavity, veneer and crown preparations and endodontic, periodontal and oral surgery procedures.

The microscope is already considered the standard of care in many dental specialties, and its use in general practice is growing. By encouraging good posture, the microscope benefits the health of the

dentist and the chairside assistant. When combined with documentation facilities, the microscope is an excellent tool for patient education, record keeping and legal defence.

Please be advised that dentists wishing to attend both ‘Part 1’ and ‘Part 2’ will need to register for each event separately.

Part One: Wednesday 25 June 2025

This day is for dentists who either have never used a microscope or have limited experience and wish to increase their knowledge. This course will improve your use of the microscope in everyday

clinical situations by providing “hands-on” exercises on teeth and clinically realistic tooth models.

Part Two: Thursday 26 June 2025

Day two will emphasise the team approach necessary when using the microscope. You are encouraged to bring your chairside assistant on this day. Day two will emphasise training in four-handed dentistry specific to creating a microscope enhanced general practice, including the efficient use of rubber dam and other clinical skills.

TOPICS INCLUDE:

Adjusting and focusing the microscope

- Dentist, assistant and patient positioning for optimum results and improved posture
- Periodontal procedures
- Pit and fissure restorations
- Endodontic access cavities, canal location and instrumentation
- Cavity and veneer preparation
- Crown preparation
- Documentation and record keeping

PROUDLY SPONSORED BY



18

CPD HOURS



HANDS-ON



Dentist, Dental Team



Wednesday 25 June 2025 (Part 1)
Thursday 26 June 2025 (Part 2)



8:30am – 5:00pm



ADA NSW Centre for Professional Development,
St Leonards



ADA Member per day	\$990
Non-Member per day	\$1386
Dental Team per day	\$199

Botulinum Toxin and Intraoral Dermal Fillers – Therapeutic Uses

Discover the therapeutic uses of botulinum toxin and intraoral dermal fillers in general dental practice
Presented by Dr Mahmoud Bakr and Dr Mohammed Meer



COURSE SUMMARY

This specialised two-day course is designed for dental practitioners looking to enhance their skill set with the therapeutic use of botulinum toxin and intraoral dermal fillers. Combining didactic lectures with hands-on training using silicone manikins, this course will provide both the theoretical knowledge and practical skills needed to safely and effectively incorporate these techniques into your dental practice.

Day One (8:30am – 3:30pm) will begin with an in-depth exploration of the anatomy of the lower face, covering muscles, arteries, veins, and nerves. Participants will learn the foundations of

botulinum toxin applications in dentistry, including injection techniques and how to manage complications should they arise. The day will conclude with a quiz to test knowledge of head and neck anatomy and potential pitfalls in the application of these treatments.

Day Two (8:30am – 1:30pm) will focus on practical application, where participants will demonstrate and practice various injection techniques on silicone manikins, simulating real-world scenarios. This hands-on experience will help participants build confidence in administering botulinum toxin and dermal fillers in a controlled and supportive environment.

By the end of this course, you will be equipped with the skills and knowledge to safely incorporate botulinum toxin and dermal fillers into your dental practice, improving patient care and expanding your treatment offerings.

LEARNING OBJECTIVES:

- Gain a comprehensive understanding of the financial and legal implications of using botulinum toxin and dermal fillers in a dental practice
- Master the anatomical territories of the lower face, including muscles, veins, arteries, and nerves
- Learn to apply botulinum toxin for various dental procedures and understand alternative treatment options for Temporomandibular Disorders (TMD)
- Understand treatment planning, dosages, and techniques for different therapeutic procedures
- Recognise potential complications and how to manage them safely

10
CPD HOURS

HANDS-ON

Dentist

Sat 26 – Sun 27 July 2025

8:30am – 3:30pm (Sat)
8:30am – 1:30pm (Sun)

ADA NSW Centre for Professional Development,
St Leonards

ADA Member	\$1490
Non-Member	\$2012
Recent Graduate	\$1390



ADA NSW KNOWLEDGE CENTRE

- Comprehensive dentistry-specific Knowledge Centre
- Web-based service
- ADA NSW focused information services
- Tailored search service and professional assistance
- Reading material for courses

Request Knowledge Centre staff assistance

Email: knowledgecentre@adansw.com.au

Phone: (02) 8436 9960



FIND
OUT
MORE



RESTORATIVE

Simple Posterior Composite Restorations

Finalising which composites to use and where
Presented by Dr Clarence Tam (NZ)



Secrets to the perfect posterior composites

COURSE SUMMARY

Elevate your posterior restoration skills with this comprehensive hands-on course designed to help you achieve aesthetic and functional results in direct posterior composite restorations. The replacement of Class II restorations is a common procedure in modern dental practice, and this course will arm you with the knowledge and techniques needed to improve your outcomes and build your practice with confidence.

Gain an in-depth understanding of today's composite materials, learning which ones offer the best efficiency and longevity for your restorations.

Experience innovative techniques through guided hands-on exercises in a clinical setting, designed to enhance both your skill and your results. Dr. Tam will supervise and guide you through the process, ensuring you gain valuable insights and practical knowledge. Plus, you'll receive a complete Hu-Friedy StyleSkulpt Kit, worth \$610 (RRP), to practice with and keep.

TOPICS INCLUDE:

- Esthetics, Occlusion, and Design for Posterior Restorations
- Posterior Layering Fundamentals

- Guided and Unguided Cusp Reconstruction for Complex Restorations
 - Staining, Shading, and Maverick Effects
 - Finishing, Polishing, and Advanced Anatomy
- By the end of this course, you'll be equipped to deliver aesthetic and functional posterior restorations that meet both the demands of your patients and the standards of modern dentistry.

LEARNING OBJECTIVES

- Review the fundamentals in case assessment and suitability for layered posterior composite restorations

- Learn how to recreate missing cusps efficiently in a controlled, predictable fashion using a putty stent derived from a diagnostic wax-up/mock-up or pre-operative situation.
- Discover two techniques to incorporate maverick staining or tinting in the posterior region using Essentia Modifiers
- Learn how to layer posterior Class I and II restorations to achieve minimal C-Factor influences and excellent chameleon effect.
- Learn the fundamentals of "how to make a fissure look like a fissure"

PROUDLY SPONSORED BY



7.0
CPD HOURS

HANDS-ON

Dentist

Saturday 12 April 2025

8:30am – 5:00pm

ADA NSW Centre for Professional Development, St Leonards

	ADA Member	\$1450
	Non-Member	\$1813
	Recent Grad	\$1270

Prices include a take home Hu-Friedy StyleSkulpt Kit, (\$610 RRP)



All-Ceramic Crowns and Veneers in Aesthetic Practice

Understanding the principles of smile design

Presented by Dr Christopher Ho



COURSE SUMMARY

In today's dental landscape, patients demand more aesthetic and natural-looking restorations. This two-day hands-on course is designed to equip practitioners with the knowledge and skills to effectively plan, prepare, and cement ceramic restorations, including porcelain veneers, onlays, and crowns.

The course focuses on treatment planning, starting with comprehensive clinical assessments and the use of diagnostic wax-ups for anterior restorations. Emphasising the principles of smile design and patient communication, this course will help you confidently plan cases with predictable outcomes. Learn how to choose the right ceramic materials for each situation,

considering indications, contra-indications, and how to implement them successfully.

A key highlight of the course is the hands-on workshop where you will practice preparation and provisionalisation techniques for porcelain veneers, onlays, and crowns. Through intensive practical exercises, you'll refine your ability to complete multiple preparations, gaining valuable experience and confidence in these crucial skills.

The course also covers the evolving techniques in cementation. With the wide variety of ceramics available today, the cementation process can be confusing. You'll learn when to use different cementation techniques—

conventional, self-adhesive, and adhesive bonding—and will have the opportunity to practice the adhesive cementation of veneers, making this typically stressful procedure much easier to manage.

LEARNING OBJECTIVES:

- Understand the indications and contra-indications for all-ceramic restorations.
- Conduct thorough clinical examinations and treatment planning for porcelain restorations.

- Gain expertise in various aesthetic materials and their applications.
- Master the principles of smile design and shade selection.
- Understand soft tissue aesthetics and gingival symmetry.
- Develop efficient preparation, provisional, and cementation techniques.
- Learn finishing and polishing for optimal occlusion and aesthetics.

PROUDLY SPONSORED BY **Kerr™**

13

CPD HOURS



HANDS-ON



Dentist



Wed 7 – Thur 8 May 2025



9:00am – 4:30pm



ADA NSW Centre for Professional Development,
St Leonards



ADA Member	\$2600
Non-Member	\$3510
Recent Grad	\$2080



Treatment Planning for the Complex Case

Learn to manage challenging scenarios with ease and confidence

Presented by Dr Michael Mandikos



COURSE SUMMARY

Managing complex dental cases can be daunting, especially when patients present with heavily worn teeth, missing teeth, or misaligned teeth due to agenesis or aplasia. Whether you already tackle complicated cases, work in a rural area with limited specialist support, or simply want to learn how to manage these challenging scenarios, this one-day course is designed to give you the tools and confidence you need.

Led by expert Michael, this program will walk you through the steps of treatment planning and sequencing for complex dental cases. You'll learn how to assess each case effectively, when to involve

a multidisciplinary team, and when to handle the case on your own. With a strong focus on the art of diagnosis, you will gain a deep understanding of how to gather and interpret patient records, ensuring that you arrive at the most appropriate treatment plan.

A key element of the course is the diagnostic mock-up. Michael will demonstrate how to use this essential tool to communicate your treatment plan to both your patient and the dental laboratory. You'll gain valuable tips and tricks that can make or break a case, ensuring smoother procedures and better outcomes.

The day includes a live patient demonstration, offering a real-world view of how to assess and present a complex case to a patient. Plus, you will have the chance to participate in a hands-on exercise, practicing your skills in performing a diagnostic mock-up and assessing the case in a clinical setting.

LEARNING OBJECTIVES:

- Master treatment planning and record gathering for complex cases.
- Learn how to create and communicate diagnostic mock-ups.

- Understand when to handle cases solo or refer to specialists.
- Gain practical skills in presenting cases to patients.

Join us for this comprehensive, hands-on workshop and level up your ability to manage even the most challenging dental cases.

PROUDLY SPONSORED BY



6.5

CPD HOURS



HANDS-ON



Dentist



Fri 31 October 2025



9:00am – 4:30pm



ADA NSW Centre for Professional Development,
St Leonards



ADA Member	\$1049
Non-Member	\$1417
Recent Grad	\$839



Correct Bonding and Cementation Workshop

Refine your cementation techniques to consistently achieve reliable clinical outcomes

Presented by Dr Michael Mandikos



COURSE SUMMARY

Dentists often ask, “Am I doing it right?” during cementation procedures. With the ever-expanding range of dentine bonding systems and cement technologies available today, this question is more relevant than ever. With so many options and techniques, it’s easy to feel overwhelmed. Incorrect application can result in poor bond strengths and post-operative sensitivity, both of which can jeopardise a clinical case.

Join Dr. Mandikos for a one-day lecture and hands-on workshop designed to clarify the complexities of cementation. Dr. Mandikos will break down cementation protocols, demystify the latest systems, and even bust some common “Urban Myths” that can lead to confusion and mistakes.

WHAT YOU WILL LEARN:

- A detailed review of various bonding systems, including metal and ceramic primers.
- An overview of cement technologies, from simple to multi-step systems.
- Evidence-based techniques for achieving optimal bond strength and minimizing sensitivity.
- Key insights into the role of silanes and metal primers in the bonding process.
- The impact and potential of new Universal Adhesives—are they the future of cementation?
- Practical guidance on selecting the right cement for different clinical cases, from crowns to veneers, inlays, and posts.

LEARNING OBJECTIVES:

- **Understand the Theory of Dentine Bonding:** Gain a thorough understanding of how dentine bonding works and the science behind achieving optimal bond strengths.
- **Review Bonding Systems and Primers:** Learn the differences between metal and ceramic primers, and identify the appropriate bonding system for various clinical cases.
- **Evaluate Cement Technologies:** Explore the different cement technologies available, including simple and multi-step systems, and understand when and how to use each for optimal results.
- **Implement Evidence-Based Techniques:** Learn evidence-based techniques to achieve reliable and durable bonds, minimising the risk of

post-operative sensitivity and bond failure.

- **Explore Universal Adhesives:** Investigate the role and potential of new Universal Adhesives in cementation, and determine whether they are the future of adhesive dentistry.
- **Select the Right Cement for Clinical Cases:** Learn to identify the best cement for various clinical applications, including crowns, veneers, inlays, and posts.
- **Enhance Cementation Protocols:** Gain clarity on the essential steps required for successful adhesive cementation, improving consistency and outcomes in your practice.

PROUDLY SPONSORED BY



6.5

CPD HOURS



HANDS-ON



Dentist



Saturday 1 November 2025



9:00am – 4:30pm



ADA NSW Centre for Professional Development,
St Leonards



ADA Member	\$990
Non-Member	\$1337
Recent Grad	\$792



Porcelain Veneers – A Comprehensive Guide

A stepwise guide to a conservative aesthetic option for your patients

Presented by Dr Andrea Shepperson



COURSE SUMMARY

Unlock the confidence to offer your patients conservative aesthetic solutions with this comprehensive course led by Dr. Shepperson. Whether you're new to veneer delivery or looking to refine your technique, this course provides a step-by-step guide to achieving outstanding results. From initial risk assessment to final cementation, you'll gain a deeper understanding of every aspect of the veneer process.

Through detailed, practical instruction, you will explore essential topics including:

- **Design and Case Planning:** Learn how to utilize digital planning tools for precise, personalized designs.
- **Material Selection:** Understand the pros and cons of composite versus porcelain veneers to make the best choice for each patient.
- **Prep Design:** Master essential techniques for locating features, depth reduction, and creating proper margins for optimal outcomes.
- **Provisionals and Mock-ups:** Learn how to successfully create temporary

veneers and perform a wax-up and trial smile to visualise the final result.

- **Functional Checks:** Discover the importance of occlusion and functional verification in ensuring long-lasting success.
- **Cementation and Finishing:** Simplify the cementation process and finish with precision, including polishing and occlusal review.

Join Dr. Shepperson and elevate your skills in veneer delivery—perfect for those seeking predictable, beautiful results in aesthetic dentistry.

PROUDLY SPONSORED BY



11

CPD HOURS



HANDS-ON



Dentist



Wed 13 – Thurs 14 August 2025



9:00am – 4:30pm



ADA NSW Centre for Professional Development,
St Leonards



ADA Member
Non-Member

\$1990
\$25877

Restore My First Implant

Understand how to integrate dental implants into your practice
Presented by Dr Graham Carmichael



COURSE SUMMARY

Dental implants are a minimally invasive and effective solution for replacing a missing tooth, and this full-day hands-on course will equip you with the skills and knowledge needed to restore a single implant with confidence. Designed with an evidence-based approach, the course covers everything you need to integrate implant dentistry into your daily practice.

Throughout the day, you will gain in-depth understanding of the full treatment process, from initial planning through to the final restoration. Topics include essential elements such as:

- **Indications for Implant Treatment:** Learn when and why dental implants are the optimal choice for replacing missing teeth.
- **Treatment Planning for Success:** Master the step-by-step process of planning for a successful implant restoration, ensuring long-term results for your patients.
- **Familiarisation with Tools and Components:** Get hands-on experience with the clinical tools and components essential for implant restoration.
- **Impression Techniques:** Learn how to take accurate impressions of a dental implant to ensure precise crown fit.
- **Laboratory Communication:** Understand how to effectively communicate with your laboratory to ensure smooth and efficient restorations.
- **Inserting a Dental Implant Crown:** Learn the procedure for properly placing and securing the implant crown, ensuring optimal aesthetics and function.
- **Implant Maintenance:** Gain insights into the care and maintenance of dental implants, ensuring their longevity and health for your patients.


With a strong focus on practical skills, this course includes hands-on exercises where you'll practice taking impressions and inserting implant crowns, making you familiar with all clinical components and tools required. By the end of the course, you will be well-prepared to confidently restore single dental implants and seamlessly incorporate this procedure into your practice.


PROUDLY SPONSORED BY  Nobel Biocare™


6.5
CPD HOURS


HANDS-ON

 Dentist

 Wednesday 27 August 2025

 9:00am – 4:30pm

 ADA NSW Centre for Professional Development, St Leonards

	ADA Member	\$990
	Non-Member	\$1337
	Recent Grad	\$792

Fundamentals of Tooth Prosthodontics

When and how to crown a tooth – a comprehensive hands-on program
Presented by Dr Graham Carmichael



Perfect your crown preparations

COURSE SUMMARY

Unlock the full potential of your crown procedures with this immersive, hands-on course at the ADA NSW Centre for Professional Development. Designed for both recent graduates and experienced clinicians, this program offers a complete guide to crown treatments, including treatment planning, case selection, and hands-on practice with both anterior and posterior crowns. Learn the skills needed to prepare teeth confidently and predictably, using a range of crown materials for a variety of clinical situations.

This interactive course includes live demonstrations, guided hands-on

exercises, and expert-led discussions, covering all critical aspects of crown procedures.

TOPICS INCLUDE:

- **Assessment of Tooth Prognosis and Restorability:** Learn how to evaluate when a crown is the right choice for your patient and how to assess the condition of the tooth.
- **Preparation Principles:** Master the techniques for proper tooth preparation, using burs and instruments to ensure successful outcomes.
- **Restoration of Endodontically Treated Teeth:** Gain the skills to restore teeth that have undergone root canal treatment and need a crown for full rehabilitation.

- **Retraction and Impression Taking:** Learn effective retraction methods and take precise impressions to achieve the best crown fit.
- **Integrating Fixed and Removable Prosthodontics:** Understand how crowns fit into broader treatment plans, including the use of survey crowns and overdentures.

LEARNING OBJECTIVES:

- **Treatment Planning:** Master the process of determining when a crown is the appropriate solution for your patient's needs.
- **Crown Preparation:** Learn the principles of preparing both anterior and posterior teeth for crowns.

- **Material Selection:** Understand how to select the right crown material based on clinical requirements.
- **Clinical Techniques:** Gain practical knowledge of crown preparation techniques, ensuring predictability and success.
- **Impression Taking:** Perfect your retraction and impression-taking techniques for superior results.

Join us for a day of hands-on learning and elevate your crown preparation skills to provide reliable and effective restorations for your patients.

6.5
CPD HOURS

HANDS-ON

Dentist

Thursday 28 August 2025

9:00am – 4:30pm

ADA NSW Centre for Professional Development,
St Leonards

ADA Member	\$990
Non-Member	\$1337
Recent Grad	\$792

Improving Dental Crowns

Improving predictability in everyday crown restorations from start to finish

Presented by Dr Ben Lee and Dr Ghada Soliman



Master every step of a crown preparation

COURSE SUMMARY

Don't miss the opportunity to refine your skills with hands-on support from two prosthodontists in this comprehensive course designed to elevate your dental crown restoration techniques. Dental crowns are one of the most common treatments, yet many clinicians struggle with suboptimal results. This unique course focuses on improving every aspect of the crowning process—from initial assessment to final cementation—ensuring predictable, high-quality outcomes.

With a dynamic blend of 50% lectures and 50% hands-on practice, you'll gain practical, real-world experience in:

- **Comprehensive Patient Assessment:** Learn how to identify potential risks and prepare patients effectively for crown treatment.
- **Post and Core Selection:** Master the indications for post and core procedures and how to choose the right materials for success.
- **Crown Preparation:** Get expert instruction on preparing teeth for different types of crowns, including PFM (Porcelain-Fused-to-Metal), FGC (Full Gold Crown), and all-ceramic restorations.
- **Impression Taking:** Practice both 1-step and 2-step impression techniques to ensure accurate and precise impressions for a perfect crown fit.

Provisional Crown Techniques:

Understand the importance of making ideal provisionals, particularly for anterior cases, and learn how to craft provisional crowns that aid in long-term success.

- **Ceramic Update:** Stay up-to-date on the latest advancements in ceramic materials, including the various classes, indications, and selection processes for different types of crowns.

This course is designed for clinicians who want to boost their crown restoration skills and provide their patients with superior outcomes. Bring your loupes and reserve your spot early—spaces are limited!

LEARNING OBJECTIVES:

- Understand the risk factors for treatment and how to communicate these effectively to the patient
- Identify different post and core systems and when to use each
- Understand the critical steps of crowning including: tooth preparation, impression taking, provisionalisation and cementation.
- Understand the various classes of dental ceramic and indication on when to use each
- Improve clinical competency via hands-on exercises in: crown preparation, taking 1-step and 2-step impressions, provisional crown.

PROUDLY SPONSORED BY



13

CPD HOURS



HANDS-ON



Dentist



Thurs 4 - Fri 5 September 2025



8:30am - 5:00pm



ADA NSW Centre for Professional Development,
St Leonards



ADA Member	\$1980
Non-Member	\$2673
Recent Grad	\$1584



Experience precision

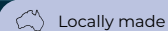
Elevate your dental restorations - locally

Exceptional dental work starts with precision—and so does your success.

At **Sparx Lab**, we combine expert craftsmanship with cutting-edge technology to deliver consistently precise results. Our state-of-the-art machinery and advanced software ensures accuracy, while our locally produced restorations provide some of the fastest turnaround times in the industry.

Why settle for less when you can have lab work that's **more accurate, cost-efficient, and tailored to your needs**? Our clinically driven team understands your practice and your patients, ensuring superior quality every step of the way.

Experience precision. Experience Sparx.



Locally made



High quality



Clinically driven



Direct support



Superior guidance



Competitive pricing



(02) 7202 9555



info@sparxlab.com.au



sparxlab.com.au



L1 23-27 Macquarie Street
Parramatta NSW 2150



SPECIALTIES



Surgical Extractions for the General Dentist

Comprehensive hands-on surgical extraction course
Presented by Dr Cecilia So, Dr Kristian van Mourik, Dr Yong Kho



Master principles of surgical management

COURSE SUMMARY

Take your dental practice to the next level with this comprehensive hands-on course focused on surgical extractions, designed for dentists who wish to expand their surgical skills. Whether you're new to surgical extractions or have limited experience, this course provides the opportunity to learn essential techniques and gain confidence in performing extractions, including simple third molar extractions and contemporary atraumatic methods. This program combines didactic sessions, video demonstrations of live patient

procedures, and hands-on exercises using pig jaws, ensuring you gain practical experience in a safe, controlled environment.

TOPICS INCLUDE:

- **Case Selection for Surgical Extractions:** Learn how to assess when surgical intervention is necessary and how to choose the appropriate cases for extraction.
- **Basic Surgical Skills:** Develop core skills such as flap raising, suturing, and performing extractions with contemporary techniques designed to minimise trauma.

- **Atraumatic Extraction Techniques:** Master modern, minimally invasive methods that preserve the surrounding bone and soft tissue, ensuring better healing and outcomes.

LEARNING OBJECTIVES:

- Have a greater understanding of surgical risk, diagnosis, treatment planning and gain an appreciation of case selection
- Know the basic instruments necessary to successfully perform dental office-based surgical extraction procedures
- Be well versed in sterile technique and be able to apply this set up to your dental office
- Understand the principles of surgical management of difficult extractions
- Differentiate between simple and difficult cases from radiographic and


clinical examination


- Recognise areas in which to improve, prepare and train to better perform surgical dentistry yourself
- Be able to obtain Informed Consent for surgery after discussion of the risks, benefits and alternatives of treatment
- Become familiar with flap design and learn how to raise a flap
- Become familiar with suturing techniques including hands on component
- Become familiar with surgical skills applied to surgical extractions
- Know how to approach removal of teeth using contemporary atraumatic surgical techniques and understand the importance of this technique in modern day dentistry.


6.5
CPD HOURS


HANDS-ON

 Dentist

 Wednesday 9 April 2025
Wednesday 17 September 2025

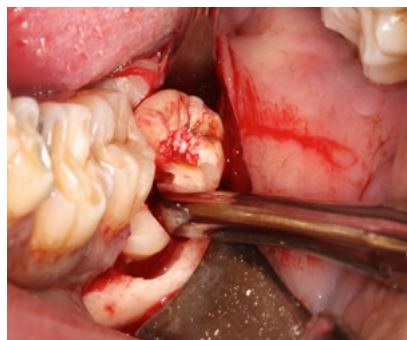
 9:00am – 4:30pm

 ADA NSW Centre for Professional Development,
St Leonards

	ADA Member	\$990
	Non-Member	\$1337
	Recent Grad	\$792

The Oral Surgery Continuum

A unique hands-on course for surgical exodontia
Presented by Dr Mark Atkinson



True to life models create an optimal experience

COURSE SUMMARY

Oral surgery is an integral part of modern dental practice, requiring a solid understanding of anatomy, pathology, physiology, and pharmacology. Due to the complexity of patient histories and the variety of treatments needed, surgical procedures can often feel overwhelming in a general dental setting. This interactive two-day course is designed for dental practitioners of all experience levels who want to build confidence and refine their skills in surgical exodontia.

The course focuses on equipping dental professionals with the ability to develop effective surgical plans for exodontia

cases, ensuring predictable outcomes in everyday practice. By combining didactic lectures with intensive hands-on training, participants will learn how to incorporate surgical exodontia seamlessly into their practice.

A unique feature of this course is the advanced 3D printed oral surgery model. These models, made from actual patient CBCT and intra-oral scan data, offer a realistic training experience that replicates the detachment of periodontal ligaments, tooth movement, and bone density during surgery.

Whether you're a recent graduate or a seasoned practitioner, this course will help you elevate your surgical skills and

integrate effective exodontia practices into your daily routine, improving patient outcomes with confidence.

LEARNING OBJECTIVES


- Incorporate surgical exodontia into the general dental practice
- Identification of appropriate armamentarium
- Undertake a thorough patient assessment to create a tailored treatment plan
- Learn how to assess plain film x-rays and the role of CBCT in oral surgery
- Understand local anaesthetic principles and techniques
- Develop skills in designing and raising a flap
- Learn about bone removal and tooth sectioning
- Learn a range of suturing techniques and when to apply them
- Learn surgical techniques for removal of teeth seven to seven
- Effectively assess wisdom teeth, when to treat and when to refer
- Learn the management of the bleeding patient
- Learn what to discuss with patients for informed consent
- Understand potential post-operative complications, how to minimise and address
- Identify medical complications and how to manage them


PROUDLY SPONSORED BY 


15
CPD HOURS


HANDS-ON

 Dentist

 Thurs 5 - Fri 6 June 2025
Thurs 4 - Fri 5 September 2025

 8:30am - 5:00pm

 ADA NSW Centre for Professional Development, St Leonards

	ADA Member	\$2290
	Non-Member	\$2977
	Recent Grad	\$1832

Surgical Skills for Implant Dentistry

Soft Tissue Management, Tooth Extractions and Ridge Preservation
Dr Robert Fell and Dr Joseph Lee



COURSE OUTLINE

Dental implants are a cornerstone of modern restorative dentistry, offering excellent tooth replacement solutions. However, the procedures required for successful implant placement can be complex, with pre-treatment decisions significantly impacting overall outcomes. This hands-on course is designed to equip dental practitioners with the knowledge and skills needed to assess and manage both soft and hard tissues in preparation for successful implant placement.

Throughout this course, participants will gain a comprehensive understanding of the critical aspects of implant preparation, including pre-treatment assessment, flap design, soft-tissue handling, and suturing techniques.

With a focus on practical, real-world applications, the course will cover key topics such as assessing soft tissue biotypes, conducting clinical and radiographic evaluations of hard tissue for implants, and planning for tooth extraction.

You will learn the principles of minimally invasive tooth extraction, the importance of ridge preservation, and considerations regarding the timing of implant placement. The course will also address soft and hard tissue augmentation, empowering you to make informed decisions for each unique case. Additionally, we will dive deep into techniques for handling soft tissues during extraction and implant placement, ensuring predictable wound closure and optimal healing.

LEARNING OBJECTIVES:


- **Assess Soft and Hard Tissue for Implant Placement:** Gain the ability to evaluate soft tissue biotypes and conduct clinical and radiographic assessments of hard tissue to determine suitability for dental implants.
- **Master Pre-operative Planning for Tooth Extraction:** Develop the skills necessary to effectively plan for tooth extractions, incorporating principles of minimally invasive techniques and the importance of ridge preservation.
- **Understand and Apply Soft Tissue Handling Techniques:** Learn how to manage soft tissue during tooth extraction and implant placement, including the principles of flap design and suturing techniques to ensure predictable wound closure and healing.
- **Make Informed Decisions on Timing and Augmentation:** Learn how to assess the timing of implant placement and the role of soft and hard tissue augmentation to optimise outcomes for each patient.
- **Enhance Surgical Confidence for Routine and Advanced Procedures:** Build confidence in performing surgical procedures involved in implant preparation, with a foundation for advancing into more complex techniques like bone grafting and implant placement.


6.5
CPD HOURS


HANDS-ON

 Dentist

 Saturday 28 June 2025

 9:00am – 4:30pm

 ADA NSW Centre for Professional Development, St Leonards

	ADA Member	\$990
	Non-Member	\$1337
	Recent Grad	\$729

Oral Surgery Essentials

Improve your surgical skills, enhance patient care, and strengthen your practice
Presented by Dr Ying Shi Chang and Dr Evangelia Thanos



COURSE SUMMARY

This practical, hands-on course is designed to equip general dentists with the skills and confidence to excel in oral surgery. Whether you are looking to refresh your skills or gain new knowledge, this course is perfect for practitioners at the beginner to intermediate level. It offers a comprehensive approach by integrating theory, planning, and technique, focusing on real-world applications to boost your confidence in everyday surgical dentistry and the management of complications.

The course covers the essential aspects of oral surgery, from case evaluation and surgical planning to

execution. Participants will learn to assess risk, apply correct surgical instrumentation, and navigate surgical challenges. Additionally, the program emphasises the importance of managing complications and understanding medico-legal risks associated with surgery.

Structured across didactic, interactive, and practical components, the course will dive into topics such as ergonomics and workflow optimisation, enabling you to perform procedures more efficiently while reducing the risk of injury. Post-operative care, ensuring patient recovery, and comfort are also key components of the training.

LEARNING OBJECTIVES:

- Understand and apply fundamental concepts: gain a solid grasp of core oral surgery principles, including anatomy, patient assessment, surgical instruments, material and techniques
- Enhance planning and preparation: learn how to effectively evaluate risk, and plan and prepare for oral surgery
- Optimise ergonomic practices and workflow logistics to enhance efficiency and reduce the risk of injury during surgical procedures
- Manage complications: identify and manage complications during and after surgery
- Strengthen patient communication: develop skills for communicating effectively with patients about their surgical procedures, recovery, and post-operative care.

6.0
CPD HOURS

HANDS-ON

Dentist

Saturday 12 July 2025

9:00am – 4:30pm

ADA NSW Centre for Professional Development, St Leonards

ADA Member	\$1495
Non-Member	\$2300

Minimally Invasive Dental Extractions and Crown Lengthening Surgery

Minimally invasive tooth extraction and crown lengthening using Piezotome surgical techniques

Presented by Dr Rajiv Verma



Advantages of piezoelectric surgery

COURSE SUMMARY

Join Dr. Rajiv Verma in this hands-on course designed to elevate your skills in minimally invasive tooth extraction and crown lengthening. This comprehensive workshop explores the benefits of piezoelectric surgery, a cutting-edge technique that offers precision and preservation compared to traditional methods. By optimising the periodontal-restorative interface, piezoelectric surgery significantly enhances treatment outcomes and patient recovery.

In the first part of the day, Dr. Verma will guide you through the theory behind minimally invasive extractions and crown lengthening, discussing the advantages of using piezoelectric technology. You'll learn how this method preserves surrounding tissues, reduces trauma, and improves overall surgical results.

The second half of the day is dedicated to hands-on practice. Participants will have the unique opportunity to perform tooth extractions and crown lengthening surgeries on animal models, gaining invaluable experience and confidence in applying piezoelectric surgery techniques.

TOPICS INCLUDE:

- **Minimally Invasive Extractions:** Understand why this technique is the preferred approach for preserving bone and soft tissue.
- **Biologic Width & Perio-Restorative Interface:** Learn how to assess and optimise biologic width to achieve better restorative results.
- **Piezoelectric Surgery:** Master the application of piezoelectric technology for tooth extractions and crown lengthening procedures.

LEARNING OBJECTIVES

- Gain advanced knowledge of piezoelectric surgery and its practical applications in everyday dental surgery.
- Understand biologic width and how to effectively approach crown lengthening for optimal outcomes.
- Learn to treat subgingival fractures, plan aesthetic restorations, and address gummy smiles and uneven gum margins.
- Develop proficiency in performing atraumatic tooth extractions and crown lengthening surgeries with piezoelectric tools.


PROUDLY SPONSORED BY





6.5
CPD HOURS


HANDS-ON

 Dentist

 Saturday 16 August 2025

 9:00am – 4:30pm

 ADA NSW Centre for Professional Development,
St Leonards

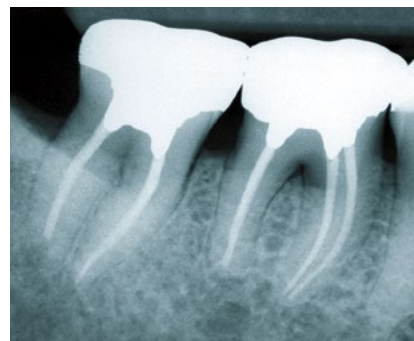
 ADA Member \$990
Non-Member \$1337



Advanced Contemporary Endodontics

Important techniques for avoiding and managing endodontic procedural problems

Presented by Adjunct Associate Professor Mehdi Rahimi, Associate Professor Geoffrey Young, Adjunct Professor Chankhrit Sathorn, Dr Mark Johnstone, Professor Ove Peters, Associate Professor Mark Evans, Dr Paul Nakad



Pursue excellence in endodontics

COURSE SUMMARY

Take your endodontic practice to the next level with this intensive two-day seminar, designed for general dentists who aspire to excel in the field of root canal therapy. This comprehensive course offers personalised, high-level training, closely supervised by expert endodontists, on the latest evidence-based procedures for root canal preparation, obturation, and diagnosis. Focusing on the most current advances in endodontic materials and techniques, this course is tailored to enhance your clinical skills, efficiency, and professional satisfaction.

The seminar will cover the latest in endodontic diagnosis and treatment

planning, including the role of Cone Beam CT imaging and protocols for managing cracked teeth. Participants will also delve into advanced rotary NiTi systems, including the concept of reciprocating instrumentation, and explore modern techniques for irrigant activation using ultrasonic methods.

Through hands-on practice, you'll master rotary NiTi instrumentation and obturation methods to achieve more predictable results, while working with the most clinically relevant systems in endodontics. The course also provides valuable techniques for managing procedural complications, such as canal transportation, perforation, and instrument fractures. Live

demonstrations will showcase step-by-step procedures for removing gutta-percha, posts, and fractured instruments, along with the use of Mineral Trioxide Aggregate (MTA) for obturation and perforation repair.

LEARNING OBJECTIVES:

- Develop the ability to diagnose endodontic cases accurately and create effective treatment plans.
- Understand the role of Cone Beam CT and other radiographic tools in enhancing diagnostic accuracy.
- Learn how to assess and manage cracked teeth within the context of endodontic therapy.
- Master strategies for canal preparation using rotary NiTi systems, including reciprocating instrumentation techniques.
- Understand modern techniques and materials for root canal obturation to achieve predictable, long-lasting results.
- Learn how to prevent and manage procedural complications and explore the principles of endodontic surgery, including the use of MTA and operating microscopes.

PROUDLY SPONSORED BY

Kerr
ENDODONTICS

COLTENE

ZEISS

ACTEON

15.5
CPD HOURS



HANDS-ON



Dentist



Fri 14 – Sat 15 March 2025
Fri 26 – Sat 27 September 2025



Day 1 – 8:00am – 5:30pm
Day 2 – 8:00am – 4:30pm



ADA NSW Centre for Professional Development,
St Leonards



ADA Member	\$2550
Non-Member	\$3443

Back to Basics: From Start to Endo (Part 1 & Part 2)

Comprehensive one-day lecture reviewing the basic principles of endodontic treatment and optional two-day workshop
Presented by Dr Steven Cohn, Dr Monique Cheung, Dr Peter Case, Dr Elizabeth Lou, Dr Robyn Thomas, Dr Alexander Lee, Dr Amanda Law, Dr Marcus Yan



Comprehensive endodontic experience

COURSE SUMMARY

This course is designed to reinforce the basic principles of endodontics and prepare the participant to carry out both routine endodontic treatment and undertake advanced endodontic training with enhanced confidence. The course is in two parts, a comprehensive day of lectures followed by a two-day hands-on workshop. **Participants must attend Part 1 in order to enroll for Part 2.**

Back to Basics: From Start to Endo (Part 1): Saturday 10 May 2025

This one-day lecture program aims to review the basic principles of endodontic

treatment and prepare the general practitioner to perform endodontics on a routine and predictable basis. A summary Q&A session will be held following the conclusion of the planned lectures.

LEARNING OBJECTIVES:

- Develop a systematic approach to endodontic diagnosis
- Understand the requirements for a good access cavity
- Apply anatomic principals to locate root canals
- Obtain accurate working lengths with the electronic apex locator
- Be able to easily take accurate and predictable x-rays under rubber dam

- Identify the objectives in root canal preparation
- Recognise how these objectives can be met with modern instruments and techniques
- Understand the role of irrigation and intracanal medication
- Understand the goals of obturation and how to achieve them with different materials and techniques

Back to Basics: From Start to Endo (Part 2): Fri 20 – Sat 21 June 2025

This two-day workshop involves hands-on exercises on specially designed 3D tooth models, natural teeth and manikins covering all phases of clinical treatment following the outline of the lecture day.

LEARNING OBJECTIVES:

- Carry out pre-treatment procedures to assess if the tooth can be treated
- Apply rubber dam efficiently and quickly in all endodontic cases
- Take consistent radiographic images during treatment
- Understand access cavity design and clues to canal location
- Determining the working length by manual and electronic methods
- Understand the role of irrigation and intracanal medication
- Understand the principles of rotary instrumentation regardless of the system being used
- Evaluate different obturation techniques and materials

20
CPD HOURS

HANDS-ON

Dentist

Sat 10 May 2025 (Part 1)
Fri 20 – Sat 21 June 2025 (Part 2)

9:00am start, variable
end times

ADA NSW Centre for Professional Development,
St Leonards

	Part 1	Part 2
ADA Member	\$690	\$2225
Non-Member	\$932	\$3004
Recent Grad	\$552	\$1780

The Calcified Canal Course!

Use microscopes and various tools to locate and negotiate calcified root canals

Presented by Dr Omar Ikram



Learn to navigate calcified canals with ease

COURSE SUMMARY

Unlock the secrets to successful root canal treatment with this innovative, hands-on course. Root canal failure is often caused by the inability to locate and effectively treat complex root canal anatomy, particularly in calcified cavities. This course is designed to address that challenge by teaching you the essential techniques and strategies for locating and negotiating these difficult-to-find canals.

Throughout the course, you will gain practical experience using advanced tools, including microscopes, to enhance your ability to identify and treat calcified root canals. You will also learn to use a nickel-titanium (NiTi) preparation

system, allowing you to navigate and prepare root canals with precision after successful negotiation.

This course is perfect for general dentists, new Endodontists, and post-graduate Endodontic students eager to refine their skills in locating and treating challenging root canal anatomy.

TOPICS INCLUDE:

- Creating conservative access cavities that preserve tooth structure
- Identifying the correct depth of access for optimal treatment
- Using various techniques to locate root canals, even in difficult cases

- Mastering the use of specialised armamentarium for negotiating calcified canals
- Preparing a glide path with motor-driven NiTi path files
- Efficiently using NiTi systems to prepare root canals

By the end of the course, participants will have enhanced their understanding of access cavities, developed proficiency in locating canals, and gained confidence in using magnification and heat-treated NiTi files. This course will equip you with the essential tools to tackle challenging cases and deliver successful root canal treatments with improved outcomes.

LEARNING OBJECTIVES

- Improve understanding of access cavities
- Understand different techniques to locate root canals
- Discover new instruments that aid in negotiation of canals
- Experience the use of magnification to aid access, location and negotiation of canals
- Understand how these instruments help create glide path for the use of Niti path files
- Discover how we can use heat treated Niti files to prepare calcified canals

PROUDLY SPONSORED BY



6.5
CPD HOURS

HANDS-ON

Dentist

Wednesday 30 April 2025

9:00am – 4:30pm

ADA NSW Centre for Professional Development,
St Leonards

ADA Member	\$1490
Non-Member	\$1937
Recent Grads	\$1192

Finding MB2

An advanced practical workshop
Presented by Dr Shalin Desai



COURSE SUMMARY

This full-day lecture and hands-on workshop is tailored for Endodontic enthusiasts looking to deepen their expertise in tackling one of the most challenging aspects of root canal treatment – the MB2 canals in maxillary molars. The course combines essential theoretical knowledge with practical experience, ensuring participants not only understand key concepts but also apply them confidently in clinical settings.

Through a comprehensive program, you will learn how to assess, locate, negotiate, shape, and fill challenging root canals. Special emphasis is placed

on mastering the MB2 canal, known for its anatomical complexity. You will gain insight into the developmental anatomy of the roots and canals, focusing on how to perform thorough pre-treatment clinical, radiographic, and CBCT assessments to inform your approach.

During the hands-on session, participants will work with 3D printed teeth, simulating real-world conditions. Loupes are encouraged for improved precision, and multiple operating microscopes will be available for optimal visualisation of intricate canal systems. This practical experience will help you develop the skills needed to

locate canal orifices by recognising intra-pulpal landmarks, negotiate apical regions effectively, and apply the right techniques for glide path, shaping, and filling.

LEARNING OBJECTIVES:

- Understand developmental anatomy of the roots and canals (MB2)
- Understand the available tools to locate root canals
- Identify intra-pulpal landmarks to locate orifices
- Recognise complications and remedies

PROUDLY SPONSORED BY





Whether you're an experienced Endodontist or an enthusiastic learner, this course offers an invaluable opportunity to sharpen your skills and enhance your clinical success in Endodontics.


6.5
CPD HOURS


HANDS-ON

 Dentist

 Wednesday 21 May 2025

 9:00am – 5:00pm

 ADA NSW Centre for Professional Development, St Leonards

	ADA Member	\$1790
	Non-Member	\$2417
	Recent Grad	\$1432

Endodontic Challenges: From theory to techniques

Master the Future of Endodontics: Enhance precision, efficiency, and outcomes with cutting-edge technology
Presented by Associate Professor James Wealleans



COURSE SUMMARY

Endodontics is evolving rapidly, with technological advancements leading the charge in improving treatment outcomes, streamlining procedures, and reducing patient chair time. To meet the challenges of modern clinical demands, this course equips practitioners with the skills needed to effectively apply innovative technologies to enhance clinical results, efficiency, and professional satisfaction.

Designed for Endodontists looking to stay ahead of the curve, this full-day lecture and hands-on workshop will cover a wide range of cutting-edge technologies that can be integrated into

practice for more predictable outcomes. You'll learn how to incorporate 3D imaging, advanced instrumentation, and bioceramic materials to elevate your treatments and expand your scope of practice.

TOPICS INCLUDE:

- Effective diagnostic methods using CBCT imaging to reduce iatrogenic errors
- Implementing single-visit treatment protocols through advanced instrumentation and disinfection techniques
- Simplifying obturation with the

hydraulic condensation technique and bioceramic sealers

- Treatment options for compromised teeth, including dual-cured core placement
- Recognising when to refer difficult cases based on anatomical limitations
- Participants will have the opportunity to apply these technologies in hands-on exercises, providing practical experience with the instruments and materials discussed.

Whether you're aiming to boost your clinical results or stay current with technological advances, this course will

help you achieve greater efficiency and success in your Endodontic practice – book now and bring your loupes!

LEARNING OBJECTIVES:

- Analyse available technology to create a suitable treatment plan for the endodontic case
- Assess and manage treatment of a compromised tooth
- Operate a variety of instruments and materials


PROUDLY SPONSORED BY  HENRY SCHEIN® | HALAS


6.5
CPD HOURS


HANDS-ON

 Dentist

 Friday 11 July

 9:00am – 4:30pm

 ADA NSW Centre for Professional Development, St Leonards

	ADA Member	\$1099
	Non-Member	\$1690
	Recent Grad	\$930

Practical Endodontics Workshop

Extensive 3-day hands-on workshop on various facets of clinical endodontics

Presented by Dr Shalin Desai, Dr Humza Ahmed, Dr Luke Moloney, Dr Artika Soma



Practical approach for predictable endodontics

COURSE SUMMARY

This advanced 3-day workshop is designed to elevate your endodontic skills, whether you're a new graduate or an experienced clinician seeking to refine your techniques. Combining theory and hands-on training, this contemporary course provides a comprehensive approach to clinical endodontics, covering both fundamental and advanced concepts through problem-based learning and case studies.

Throughout the course, participants will dive into core areas of endodontics, including diagnosis, crack management, pain control in endodontics (specifically hot pulp), and access cavity preparation.

You'll also explore modern shaping and disinfection processes, as well as the latest advances in obturation techniques to optimise your root canal treatments.

In addition to the theoretical knowledge, the course offers extended hands-on sessions led by two experienced endodontists. You'll gain practical experience in:

- Access cavity preparation and locating orifices in both simple and complex cases
- Negotiating and shaping curved and calcified root canals using various rotary NiTi systems and reciprocating endodontic motors

- Using bioceramic materials such as MTA cement for obturation of wide canals and repairing perforations
- Retreatment techniques, including post removal, GP filling removal, and canal negotiation

Participants will have access to endodontic motors, a variety of NiTi file systems, warm vertical compaction obturation systems, ultrasonics, and other tools during hands-on training. Operating microscopes will be available, and participants are encouraged to bring their loupes for precision.

The course also features interactive Q&A sessions following lectures and hands-on practice, allowing for personalised learning and feedback. Whether you're looking to expand your clinical skills or gain confidence in complex endodontic procedures, this course offers invaluable insights and techniques to enhance your practice.

PROUDLY SPONSORED BY



19.5
CPD HOURS



Dentist



Mon 8 – Wed 10 September 2025



9:00am – 4:30pm



ADA NSW Centre for Professional Development,
St Leonards



ADA Member	\$3990
Non-Member	\$5387
Recent Grads	\$3192



Paediatric and Special Needs Dentistry: The overlap

Comprehensive course to advance your knowledge and practical skills in paediatric and special needs dentistry

Presented by Dr Zanab Malik and Dr Venkatesh Bhardwaj



COURSE SUMMARY

This full-day course is designed to equip dental professionals with the knowledge and practical skills required to manage both paediatric patients and adults with special needs, including those transitioning into adult services. Focusing on key areas such as behaviour management, treatment planning, and the management of common dental conditions, this course offers a comprehensive approach to treating these unique patient populations.

Participants will explore the latest evidence and guidelines for managing molar incisor hypomineralisation (MIH) and dental trauma, focusing on both

deciduous and adult teeth. These are critical areas of concern in modern dentistry, especially when treating paediatric patients and those with special needs. In addition, the course will delve into treatment planning modifications to cater to the specific needs of these patient groups, ensuring you provide the best possible care.

The course includes a hands-on component where participants will gain practical experience in performing vital pulp therapy and placing stainless steel crowns. These are essential skills for treating both deciduous and permanent teeth, allowing you to enhance your clinical techniques and confidence.

This course is ideal for dental professionals looking to expand their skills in treating paediatric and special needs patients with a focus on practical, hands-on learning.

LEARNING OBJECTIVES

- Explore behavioural management and guidance for paediatric patients and adults with special needs including practical strategies to improve treatment success
- Understand and discuss core treatment planning modifications for paediatric patients and adults with special needs

- Identify best practice management of MIH (molar incisor hypomineralisation)
- Explore trauma management – for paediatric patients and adults with special needs and the key considerations
- Learn how to perform vital pulp therapy and place stainless steel crowns for the deciduous and permanent dentition

6.5

CPD HOURS



HANDS-ON



Dentist, OHT, Hygienist



Thursday 19 June 2025



9:00am – 4:30pm



ADA NSW Centre for Professional Development,
St Leonards



ADA Member	\$890
Non-Member	\$1202
Recent Grad	\$712

Update on Prescribing in Paediatrics

Presented by Associate Professor Geraldine Moses, Dr Melissa Warren



COURSE SUMMARY

Dentists are legally permitted to prescribe a wide range of medicines, despite the fact that few universities provide structured education in prescribing, let alone in the specific area of paediatrics. This one-day course is therefore useful for any dentist who prescribes or recommends medicines for treatment of children up to the age of 12 years.

A general update will first be provided on prescribing regulations, drug scheduling, off-label prescribing, medication safety and e-scripts. This will be followed by an overview of general paediatric prescribing, including history taking, drug selection, importance of

formulation, dosing calculations via age versus weight, which resources to consult, pros and cons of textbooks vs guidelines vs apps.

Consideration will be given to very tall, overweight and underweight children, those with special needs, chronic disease and comorbidities. Examples of how children experience adverse drug reactions differently from adults will be given. Special attention will be given to the drugs most frequently prescribed for paediatric dental patients ie. antibiotics and pain relief.

Each section will be followed by case studies illustrating the key issues which will mentored by our expert speakers.

TOPICS INCLUDE:

- How to select and prescribe medicines safely for paediatric patients.
- Appropriate dose calculation for infants and children
- The importance of certain pharmaceutical formulations for infants and children.
- Examples of how children manifest adverse drug reactions differently from adults.
- Identify key resources for appropriate prescribing and dose calculation for paediatric patients.

LEARNING OBJECTIVES:

- Understand the influence of young age on drug absorption, distribution, metabolism and excretion.
- Explain how to accurately choose the right medicines, calculate doses and select appropriate formulations for children and communicate this on a prescription.
- Implement medication safety strategies to prevent prescribing errors.
- Know the most appropriate resources to consult when prescribing for the very young.

6.5
CPD HOURS


LECTURE



Dentist, OHT, Hygienist



Friday 12 September 2025



9:00am – 4:30pm



ADA NSW Centre for Professional Development,
St Leonards



ADA Member	\$579
Non-Member	\$890



We're here to help

Our team of Peer Advisors are experienced dentists who are here to assist you in a caring and confidential manner.



Dr Vicki Rozos



Dr Martin Nash



Dr Sarah Jones



Dr Jacqueline Hope-Allan



Dr Evangelia Thanos

Tailored advice on most aspects of your practising life, including:

- Patient complaints or disputes
- Unexpected treatment outcomes and adverse events
- Regulatory issues - managing Dental Council NSW, Ahpra, Health Care Complaints Commission (HCCC), Fair Trading and NSW Civil and Administrative Tribunal (NCAT) matters
- Health fund audits
- Medicare (CDBS) audits
- General dental treatment



TALK: To speak with or schedule a call with an on duty Peer Advisor please call 02 8436 9944



EMAIL: Send the details of your enquiry to advisory@adansw.com.au



VISIT: Access a wide array of resources at anytime www.adansw.com.au/Members/advisoryservices



BUSINESS MANAGEMENT



Dental Records, Consent and Complaint Management

A practical approach to navigating the dento-legal environment

Presented by Dr Craig Brown



Understand your obligations

COURSE SUMMARY

As dental practitioners, it's essential that we not only excel in clinical expertise but also in understanding the legal and ethical obligations that come with our profession. In today's fast-paced world, sifting through vast amounts of information can be overwhelming. This one-day course is designed to streamline essential knowledge for dental professionals, focusing on the core elements of dental records, consent, and complaint management.

Led by an experienced presenter, this course breaks down the most important legal considerations that all dental practitioners need to be aware of.

Participants will gain clarity on how to meet their professional obligations while minimising risk and ensuring the highest standards of patient care. Whether you're looking to address gaps in your current practices or reinforce areas where you're already succeeding, this course provides practical, actionable insights.

TOPICS INCLUDE:

- The legal and statutory frameworks that impact dental practice
- Best practices for maintaining comprehensive and compliant dental records
- A clear guide to navigating the complexities of patient consent, including terminology, autonomy, and documentation

- Effective strategies for managing patient complaints and handling dissatisfied patients

Through a combination of lectures, case studies, and video presentations, this course will provide participants with the tools needed to comply with regulations, safeguard patient privacy, and maintain positive relationships with patients. You'll leave feeling more confident in your ability to handle legal matters, reduce complaints, and navigate the dento-legal landscape.

LEARNING OBJECTIVES:

- Experiencing a varied combination of lectures, case examples and video presentations, course participants will gain an understanding of:
- The legal and statutory environments applicable to dental practise

- How to satisfy the expectations of the regulators regarding dental records by complying with the Health Records good practice principles of the AHPRA Code of Conduct
- How to meet obligations with respect to privacy, confidentiality and security, as well as how to respond appropriately to requests for dental records
- Considerations around the consent process – getting the terminology right, patient autonomy, capacity, documentation, the consequences of proceeding without consent
- Why people complain, strategies to put in place to reduce risk, how to manage the dissatisfied patient, dealing effectively with the dilemma of ceasing to treat

6.5

CPD HOURS



LECTURE



Dentist, OHT, Hygienist, Dental Team



Friday 28 March 2025
Friday 22 August 2025



9:00am – 4:30pm



ADA NSW Centre for Professional Development,
St Leonards



ADA Member	\$490
Non-Member	\$662
Recent Grad	\$392
Hygienist/OHT	\$490
Dental Team	\$392
Student	\$99



Mastering Your Practice Exit Strategy

7 Steps to get the best possible return

Presented by Simon Palmer, Shane Morgan, Georgina Odell



COURSE SUMMARY

Selling your dental practice is one of the most significant decisions of your career. In practice sales, you don't get the result you deserve—you get the result you create. This course is designed to help dental practice owners navigate the complexities of selling and secure the best possible return for one of their greatest assets. Whether you're planning to sell in the near future or within the next five years, this course provides essential insights for a successful transition.

Led by industry expert Simon Palmer, this course covers everything you need to know to prepare your practice for sale. It outlines the key steps and strategies to maximise value and ensure a smooth transition.

TOPICS INCLUDE:

- Preparing your practice for sale and identifying the right exit strategy
- Understanding your likely buyer profile and what they will be looking for
- Essential actions every practice can take to boost its sale potential

- Detailed steps, processes, and timelines for selling
- Succession planning and what you need to do now to get started
- Effective communication with staff during the sale process
- Valuation techniques and how to assess your practice's worth
- Legal agreements, accounting, and tax implications of selling
- Strategies for transferring patients successfully to the new owner

This course will guide you through each stage of the sale process, helping you make informed decisions and avoid common pitfalls. With practical advice on increasing your practice's value, understanding tax implications, and selecting the right exit strategy, you'll leave equipped with the tools to ensure a successful sale.

PROUDLY SPONSORED BY



6.0

CPD HOURS



LECTURE



Dentist, OHT, Hygienist, Dental Team



Saturday 13 September



9:00am – 4:00pm



ADA NSW Centre for Professional Development, St Leonards



ADA Member	\$590
Non-Member	\$708
Recent Grad	\$472
Dental Team:	\$590
OHT/Hygienist	\$590

Mastering Dental Front Office Excellence

Enhance patient satisfaction and practice efficiency through superior front office management

Presented by Daleen Kupsch



COURSE SUMMARY

Dental practices thrive on patient satisfaction and operational efficiency, and both are greatly influenced by the performance of your front office team. This comprehensive course is designed to equip dental front office professionals with the skills and knowledge needed to optimise practice operations and elevate the patient experience from start to finish. Through a series of interactive sessions and practical exercises, participants will explore best practices for handling phone calls, appointment scheduling, emergency situations, recall compliance, and cancellations. You'll learn how to streamline front office functions and ensure a seamless, professional patient journey that fosters trust and loyalty.

TOPICS INCLUDE:

- Best practice phone techniques for making positive first impressions and building patient rapport
- Efficient appointment book management to enhance scheduling, workflow balance, and the ideal patient day
- Handling dental emergencies with confidence and ensuring prompt patient care
- Strategies to boost recall compliance, ensuring regular patient visits and long-term relationships
- Methods to identify early signs of potential cancellations and strategies to pre-emptively reduce their occurrence

- Effective communication to enhance overall patient experience and satisfaction

LEARNING OBJECTIVES:

- Develop and implement effective phone communication strategies to create positive first impressions and foster patient trust.
- Master appointment book control to optimise scheduling efficiency, balance of workflow and the ideal day.
- Identify and apply protocols for managing dental emergencies, ensuring prompt and appropriate patient care.
- Implement systems to enhance recall compliance, promoting regular patient attendance and the reason to return.

- Recognise early signs of potential cancellations and employ pre-emptive measures to minimise their occurrence and their impact.
- Elevate overall patient experience through improved communication and streamlined front office operations

By the end of this course, participants will be empowered to elevate their front office performance, contributing to better patient outcomes and a stronger reputation for their practice. Don't miss the chance to refine the key elements that drive patient satisfaction and operational efficiency in your practice.

IN COLLABORATION WITH  Prime Practice

7.0
CPD HOURS


LECTURE



Dentist, OHT, Hygienist, Dental Team



Friday 11 April 2025



8:30am – 5:00pm



ADA NSW Centre for Professional Development,
St Leonards



ADA Member	\$495
Non-Member	\$762
Dental Team	\$495

Primespeak Seminar

A communication training program designed to enhance patient interactions, increase case acceptance, and improve patient retention

Presented by Jen Cox



COURSE SUMMARY

Grounded in psychology, neuroscience, and an understanding of patient behaviour, Primespeak offers a structured approach for clinicians and their teams.

Designed by dentists for dentists, Primespeak focusses on getting patients to choose optimum treatment and increase your case acceptance through building long lasting relationships. Focusing on the new patient exam, Primespeak brings an ethical, non-scripted approach that will remove the “selling of dentistry” and get your patients wanting the treatment you know they need.

Primespeak is a revolutionary approach to the patient-dentist communication game. Taking the common sales pitch and turning it on its head, Primespeak makes the process for optimum case acceptance easier, more comfortable, and, above all, ethical. Nobody wants to sell dental treatment to patients. And patients don't want to be ‘sold’ to; learn the advanced dental communications approach that has changed the lives of dentists around the world.

This is a course that was developed from over 25 years of working one-to-one with patients, discovering what patients want to know, and delivering it in a way that helps them to understand and want the treatment that they need. Learn

how to build trust, overcome obstacles to treatment, explain dental conditions, make patients relax and want to listen to your diagnosis. Use our unique approach with both new and existing patients to increase your case acceptance and to grow patient loyalty

TOPICS INCLUDE:

- Primespeak communication tools and techniques for effective patient interactions
- Structuring the new patient exam, from preclinical discussion to consultation
- Presenting treatment options in a way that builds trust and facilitates informed decisions

LEARNING OBJECTIVES:

- Develop skills to present treatment options ethically, fostering trust and understanding without pressure.
- Bridge the gap between what patients think they need and what you know they need, guiding them toward optimal treatment.
- Use advanced communication techniques to enhance patient satisfaction, leading to higher retention and more referrals.
- Align patient expectations with clinical assessments to overcome treatment barriers.
- Help patients take ownership of their dental health, leading to better treatment outcomes.

IN COLLABORATION WITH  Prime Practice

7.0
CPD HOURS


LECTURE



Dentist, OHT, Hygienist, Dental Team



Friday 4 July 2025



8:30am – 5:00pm



ADA NSW Centre for Professional Development,
St Leonards



ADA Member	\$990
Non-Member	\$1337



Communicating for Success

Develop practical skills in effective communication for optimal clinical outcomes

Presented by Dr Rakesh Jivan



COURSE SUMMARY

Effective communication is key to success in dental practice. As dental practitioners, we are legally bound by National Law to provide patient-centred care, which includes engaging patients in shared decision-making—a principle emphasised in the updated Dental Board Code of Conduct. This comprehensive, full-day course is designed to enhance your communication skills, reduce risk, mitigate complaints, and improve clinical and financial consent, all while ensuring a smoother, more effective patient experience.

In this hands-on, interactive course, you will learn strategies to confidently communicate complex treatment plans using jargon-free language, helping to

increase your case acceptance rates and improve clinical outcomes. You will also gain essential skills for handling difficult conversations, overcoming objections, and creating a positive patient experience—vital components for reducing stress and promoting a more productive, trusting relationship with your patients.

A key feature of this course is the practical training in clinical photography, which is a critical element in both patient communication and record-keeping. Every participant will receive a Clincam dental photography camera (valued at \$950 RRP), an easy-to-use tool designed to elevate your case presentations and improve treatment discussions.

LEARNING OBJECTIVES:

- Understand your obligations under National Law
- Learn how to effectively develop trust and rapport with patients
- Explore how needs and wants impact patient choices in dentistry
- Discover how ambivalence affects patients and what you can do to overcome it
- Learn how to structure your new patient examinations to reduce stress, improve outcomes and case acceptance
- Learn how to effectively deliver diagnosis and treatment options without using jargon or confusing your patients

- Develop strategies for overcoming objections and handling difficult conversations
- Learn about option talk and risk talk when obtaining consent
- Learn how to talk about money with confidence

Ideal for dental professionals with 0-10 years of experience, students, and the entire dental team, this course will provide you with the tools and knowledge needed to enhance communication, improve case acceptance, and ensure long-term patient satisfaction.

8.0

CPD HOURS



LECTURE



Dentist, OHT, Hygienist, Dental Team



Thursday 22 May 2025



8:30am – 5:30pm



ADA NSW Centre for Professional Development,
St Leonards



ADA Member
Non-Member

\$1450
\$1958



Defining the Margins – Team Boundaries

Providing team members with the skills to communicate with their leaders and co-workers

Presented by The Eighth Mile Consulting



COURSE SUMMARY

Effective communication is essential for any team, especially during challenging moments. No matter how strong a team is, conflicts or "storms" are inevitable. How a team handles these tough times determines whether they will emerge stronger or broken. This program is designed to equip team members at all levels with the skills and mindset needed to approach conflict proactively and enhance communication within the team.

This course is not just for leaders but for all team members, focusing on giving everyone the tools to navigate interpersonal challenges and strengthen team dynamics. Through facilitated discussions and hands-on training, participants will learn how to approach conflict in a way that builds resilience and fosters trust, ensuring long-term collaboration and success.

TOPICS INCLUDE:

- Understanding the nuances and subtleties of communication within a team
- The role of fear in relationships and how to manage its impact
- Leveraging context to build influence and credibility
- Recognising the importance of the "favour economy" in teamwork
- Why small actions and details matter in maintaining positive relationships
- The importance of moving beyond wishful thinking and taking proactive steps

LEARNING OBJECTIVES:

- Understand important aspects of communication and how to leverage it to best effect
- Prompt proactivity in communication and preparedness in order to protect relationships
- Recognise the value of influence and how to develop it
- Mentor individuals towards having the confidence to engage in uncomfortable conversations, and providing them with the tools to manage them.

6.5
CPD HOURS



LECTURE



Dentist, OHT, Hygienist, Dental Team



Wednesday 23 July 2025



9:00am – 4:30pm



ADA NSW Centre for Professional Development,
St Leonards



ADA Member	\$425
Non-Member	\$550
Recent Grad	\$340
Hygienist/OHT	\$425
Dental Team	\$340

Reversing the Drill - Improving Culture

Giving leaders the skills to reduce conflict and promote productive cultures
Presented by The Eighth Mile Consulting



COURSE SUMMARY

Leadership is a challenging and often lonely journey, especially when navigating complex team dynamics and cultural issues. This course is designed to equip leaders with the skills and tools needed to reduce conflict, foster a positive team culture, and maintain focus in the face of adversity. By providing practical strategies and real-world perspectives, this program helps leaders approach team challenges with confidence and clarity.

Facilitated by leaders with personal experience in both military and corporate settings, the course offers

a unique, grounded approach to leadership. Rather than focusing on idealised theories, the facilitators share insights from their own leadership failures, providing a realistic and relatable foundation for learning. This hands-on, interactive program includes facilitated discussions and practical exercises, ensuring that participants leave with actionable strategies to address common team challenges.

TOPICS INCLUDE:

- Managing conflict and effectively addressing team challenges
- Navigating difficult and uncomfortable conversations with ease

- Communicating in a way that resonates and drives action
- Reducing toxic work behaviours and promoting a healthy team environment
- Establishing and maintaining personal and team boundaries
- Understanding the balance between assertiveness and aggressiveness in leadership

LEARNING OBJECTIVES:

- Understanding conflict and knowing how to approach it

- Having the tools and mindset to engage in difficult conversations
- Understanding how to adjust one's communication style so that it lands with an audience
- Understanding team dynamics and being able to manage the 'storms'
- Being able to articulate one's personal and team boundaries as means of protecting the relationships
- Understanding the balance between being overly critical or avoidant

6.5
CPD HOURS

LECTURE



Dentist, OHT, Hygienist, Dental Team



Thursday 24 July 2025



9:00am – 4:30pm



ADA NSW Centre for Professional Development,
St Leonards



ADA Member	\$425
Non-Member	\$550
Recent Grad	\$340
Hygienist/OHT	\$425
Dental Team	\$340

Calendar Summary

Please visit adacpd.com.au for the full listing of upcoming events

Course Date	Course Title	Page No
March		
12/03	Multidisciplinary Management of TMD	15
14/03	Advanced Contemporary Endodontics	55
15/03	Mastering Your Practice Exit Strategy	75
26/03	The Oral Surgery Continuum	47
28/03	Dental Records, Consent and Complaint Management	73
April		
09/04	Surgical Extractions for the General Dentist	45
10/04	Nitrous Oxide and Oral Sedation	17
11/04	Mastering Dental Front Office Excellence	77
12/04	Simple Posterior Composite Restorations	27
30/04	The Calcified Canal Course!	59

Course Date	Course Title	Page No
May		
01/05	Four Handed Dentistry for the Dental Team	19
07/05	All-Ceramic Crowns and Veneers in Aesthetic Practice	29
10/05	Back to Basics: Part I	57
14/05	Management of Medical Emergencies in the Dental Surgery	13
21/05	Finding MB2	61
22/05	Communicating for Success	81
28/05	Infection Prevention & Control - Still Achieving Best Practice	9
June		
12/06	Introduction to Dental Assisting	11
19/06	Paediatric and Special Needs Dentistry: The overlap	67

Course Date	Course Title	Page No
20/06	Back to Basics: Part II	57
25/06	The Microscope for the General Practitioner - Part I	20
26/06	The Microscope for the General Practitioner - Part II	21
28/06	Surgical Skills for Implant Dentistry	49
July		
04/07	PrimeSpeak Seminar	79
11/07	Endodontic Challenges: From Theory to Techniques	63
12/07	Oral Surgery Essentials	51
23/07	Defining the Margins	83
24/07	Reversing the Drill	85
26/07	Botulinum Toxin and Dermal Fillers - Therapeutic Use	23

Course Date	Course Title	Page No
August		
13/08	Porcelain Veneers - A comprehensive Guide	35
16/08	Minimally Invasive Dental Extractions and Crown Lengthening Surgery	53
27/08	Restore My First Implant	37
28/08	Fundamentals of Tooth Prosthodontics	39
September		
04/09	Improving Dental Crowns	41
08/09	Practical Endodontic Workshop	65
12/09	Update on Prescribing in Paediatrics	69
October		
31/10	Treatment Planning for the Complex Case	31
November		
01/11	Correct Bonding and Cementation Workshop	33

Important Information and Terms and Conditions

Illness and Misadventure

If you cannot attend your scheduled course for any reason, please contact us on (02) 8436 9997 to discuss options available to you.

Advertising in this Program Guide

All bookings and enquiries concerning advertising should be directed to communications@adansw.com.au. Acceptance of advertisements does not imply endorsement by the Australian Dental Association (NSW Branch) Limited (ADA NSW).

Centre for Professional Development

Street: 1 Atchison Street, St Leonards, NSW 2065
Postal: PO Box 132, St Leonards, NSW 1590
Phone: (02) 8436 9997
Email: admin@adacpd.com.au
Web: www.adacpd.com.au

Registration information

Register online at www.adacpd.com.au, by emailing admin@adacpd.com.au or call us on (02) 8436 9997

Payments and Registration

Delegate places in events are confirmed once full payment has been received. While credit card is the preferred method of payment, CPD will provide an invoice with 14-day payment terms to those participants who choose to pay by cheque. CPD reserves the right to apply a 10 percent surcharge for registrations made within three (3) business days of an event. (CPD accepts payment by Visa, Mastercard, American Express, cheque, EFT or bank cheque).

In order to receive membership discounts, members must be financial for the relevant category at the time the course or event is held. ADA NSW reserves the right to contact delegates to seek payment of the fee difference where membership has lapsed.

GST

All course fees include 10 percent GST in the total cost except where stated. All tax invoices will show CPD's ABN 34 000 021 232.

Delegate cancellation/refunds for hands-on programs

For cancellations of hands-on program places made at least four (4) weeks* prior to the event in question, a credit note for the full course fee will be given to be used towards a future course. A credit note of 50 percent of the course fee will be given for cancellations of up to two (2) weeks* prior to the event. No credit will be given for cancellations made with less than two (2) weeks* notice. CPD takes no responsibility for changes to delegate work commitments or personal circumstances. Cancellations must be received in writing by email. Substitution of delegates can occur at any time at no additional cost. Course fees or part thereof cannot be transferred to another event when cancellation occurs within two (2) weeks* of the original event. (*1 week equals 7 full days). A \$50 administration fee applies to ALL cancellations.

Delegate cancellation/refunds for lecture programs

For cancellations of lecture program places made at least two (2) weeks* prior to the event in question, a credit note for the full course fee will be given to be used towards a future course. A credit note of 50 percent of the course fee will be given for cancellations up to one (1) week* prior to the event. No credit note will be given for cancellations made with less than one (1) weeks* notice. CPD takes no responsibility for changes to delegate work commitments or personal circumstances. Cancellations must be received in writing by email. Substitution of delegates can occur at any time at no additional cost. Course fees or part thereof cannot be transferred to another event when cancellation occurs within one (1) week* of the original event. (*1 week equals 7 full days). A \$50 administration fee applies to ALL cancellations.

Failure to attend

A delegate who fails to attend will be liable for 100 percent of the course fee.

Program cancellation/rescheduling

CPD takes all care to produce high quality program events that deliver as promised. All advertised details are correct at the time of publication. However when circumstances beyond our control prevail, CPD reserves the right to cancel, postpone, relocate or reschedule any program. If CPD exercises this option, CPD

will employ reasonable endeavours to notify delegates as early as possible to minimise inconvenience. CPD will not accept any responsibility for travel and accommodation costs incurred by delegates. Where a refund is due to a delegate, the appropriate refund will be issued within 30 days of notification. In the case of program postponement or rescheduling, the delegate may choose to transfer the fee from the cancelled course to a future program of equal value. In this case these terms and conditions apply.

Transfers

In the situation whereby a transfer is permitted a maximum of two (2) transfers can be made per registration. Transfers are not permitted within 2 weeks of hands-on programs and 1 week of lecture programs.

Disclaimer

The information and opinions presented at the professional development programs described in this Program Guide or on the CPD website are those of the presenters. Presentation at a CPD program of clinical methods, materials, techniques, or approaches to business issues that arise in dental practice, do not constitute endorsement by the Australian Dental Association (NSW Branch) Limited or ADA NSW Centre for Professional Dental Development Limited. By registering for a CPD professional development program, the delegate takes sole responsibility for the use of

any information provided in the program. CPD reserve the right to alter the program details as circumstances require.

Privacy

The collection of your details is primarily for the purpose of registering you on the selected event/s. The information provided will be held on the CPD database and may be used for future marketing of CPD events and may also be provided to the sponsor/s of the selected event/s. If you do not wish to have your details to be made available to these external parties, we ask that you notify us by a written request to the admin@adacpd.com.au. See adacpd.com.au to view full privacy policy.

Photography

CPD may take photographs/videos of events held by ADA NSW CPD to be used in media or publications by ADA NSW or CPD. Visit adacpd.com.au for full photography disclaimer.

What to bring

Generally, most clinical instruments and materials are supplied for hands-on courses held at the CTC. Please bring your own magnification loupes to clinical hands-on workshops.

Sponsorship

To keep course fees down, some materials and products used in workshops may be provided by dental suppliers. Representatives may be in attendance at these events.

Dietary requests

CPD will endeavour to accommodate special dietary requests; please submit at the time of booking. While CPD endeavors to accommodate all requests, we cannot guarantee dietary requirements for registrations made within three days of the course date. In some cases, special dietary requests may incur an extra charge.

Course Notes

In the interest of environmental sustainability, CPD may replace printed course notes with an electronic copy which will be emailed to participants following the course. To ensure receipt of these notes, please advise CPD of your correct email address on your registration.

CPD Hours/Certificates

Attendance certificates will be available to download via your online 'MyCPD' account on the CPD website 2 days after the course. Participants who cannot attend for the entire day/hours will have their CPD hours adjusted accordingly.

How to register

By email

admin@adacpd.com.au

By mail

ADA NSW Centre for
Professional Development
PO Box 132
St Leonards, NSW 1590

Online

www.adacpd.com.au

For further information,
please call (02) 8436 9997

Please note

Your registration for these
events indicates acceptance of
CPD's Terms and Conditions,
and Cancellation Policy
(see previous page).



88th ANNUAL

ADA NSW MOXHAM CUP

GOLF DAY

ADA NSW welcomes members and non-members to the 88th annual Moxham Cup Golf Day on Thursday, 25 September at Concord Golf Club.

This is an ideal opportunity to add some recreation to your calendar, practice your golfing drive over dentistry and recharge those social batteries.

Registration includes breakfast, 18 holes of golf with your dental colleagues and a gourmet lunch buffet. The day concludes with a post-round awards ceremony to celebrate the day's top performers.

You must be an ADA NSW member to compete for the Moxham Cup, however there will be many other exciting prizes for players to win on the day.



EVENT DETAILS

DATE:

Thursday 25 Sep 2025

TIME:

8:15am - 4:00pm

LOCATION:

Concord Golf Club,
190 Majors Bay Road,
Concord NSW 2137

PRICE:

- ADA Member
(including non-NSW) \$295
- Non-Member \$398

REGISTER AS AN
INDIVIDUAL
OR TEAM TODAY



Enquiries: T: 02 8436 9997 | E: admin@adacpd.com.au

Be part of something bigger.



With over 60 years of experience providing Australian professionals with the insurance policies they need to practice with confidence, our commitment to giving our customers something to smile about is stronger than ever.

1800 810 213

guildinsurance.com.au



Proudly partnering with ADA NSW for 25 years means we understand the importance of protecting you with more than just a policy. Through this partnership, ADA NSW has been able to secure members exclusive insurance benefits and lower premiums.

To find out more about how you benefit from the Guild and ADA NSW partnership, visit **guildne.ws/dentist** or call **1800 810 213** for a quote.



Don't go it alone

Insurance issued by Guild Insurance Limited ABN 55 004 538 863, AFS Licence No. 233791 and subject to terms, conditions, and exclusions. This information is of a general nature. Guild Insurance supports ADA NSW through the payment of referral fees. ADA NSW is an authorised representative of Guild Insurance. Please refer to the policy wording and policy schedule for details. DEN405805
ADA NSW CPD Program Guide Ad 09/2024